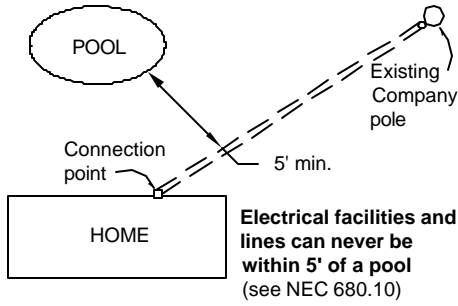
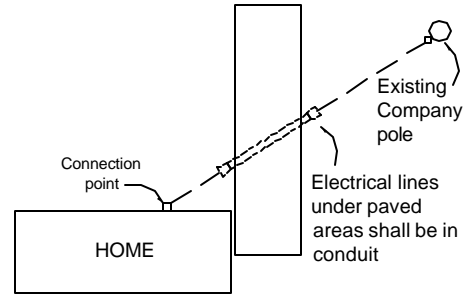


UNDERGROUND CLEARANCE FOR SWIMMING POOL

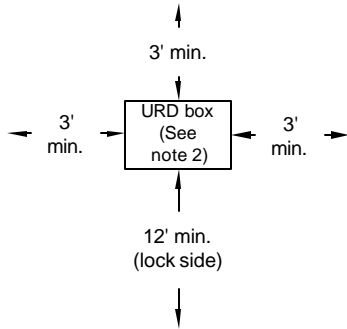


UNDERGROUND REQUIREMENTS FOR PAVED AREAS

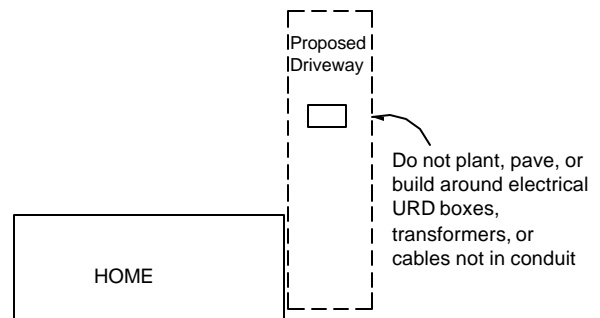


UNDERGROUND FACILITIES CLEARANCES

From shrubs, trees, buildings, fences, decks etc.

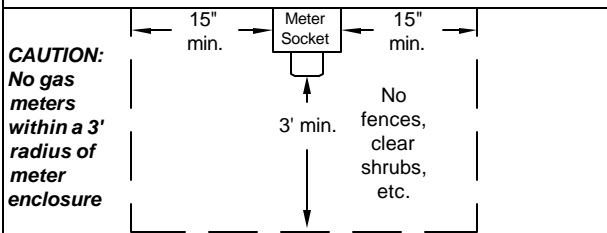


DO NOT BLOCK ACCESS TO ELECTRICAL FACILITIES



METER CLEARANCES

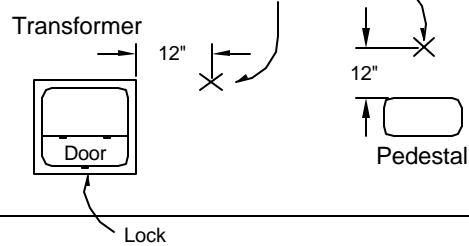
HOUSE



CAUTION:
No gas meters within a 3' radius of meter enclosure

For residential service, the meter is to be located on the outside of the building on the side of the residence within three feet of the front wall and outside of the fences on the side most economical to reach the company's facilities.

Place temporary underground service wire here (underground 30" deep)



Call 48 Hours Before You Dig 1-888-258-0808

In locations with underground facilities, the Customer shall notify One Call and shall have One Call locate all underground facilities before digging. It shall be the responsibility of the Customer to stay clear of all underground facilities.

Notes:

1. The customer is responsible for clearing and maintaining all right of way.
2. Transformers must meet requirements of drawing SS10.1-1

2	3/08	UPDATED: CUSTOMER INSTALLATION STANDARDS TEAM	DAT	
1	2/05	UPDATED: CUSTOMER INSTALLATION STANDARDS TEAM	DAT	
NO.	DATE:	REVISION	BY:	APPR:

ENTERGY SERVICES, INC.

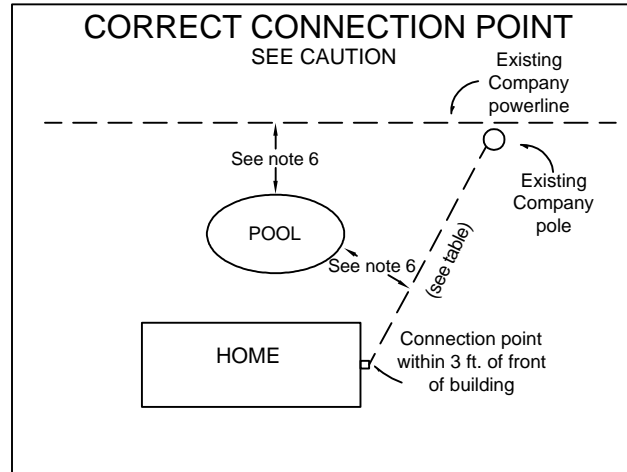
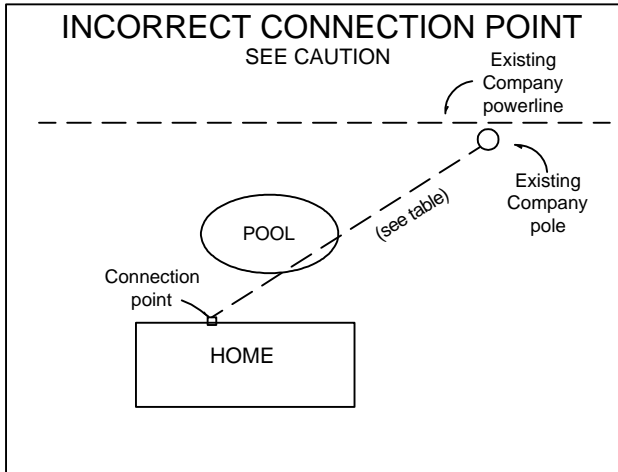
Underground Service Installation Details & Clearances

APPROVED BY:	JRH	DATE:	April 2002
CHECKED BY:	LKE	SCALE:	None
DRAWN BY:	DAT		

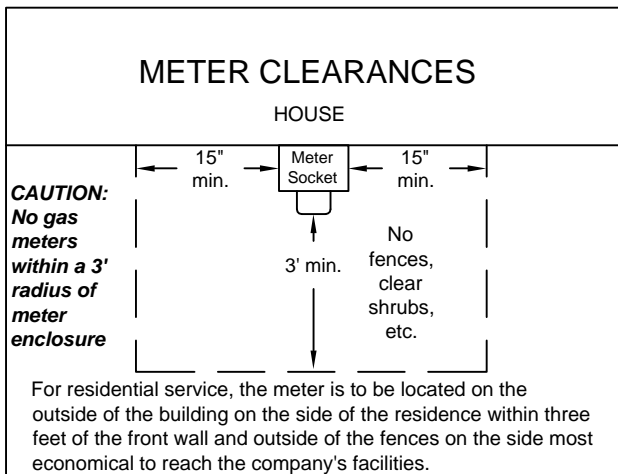
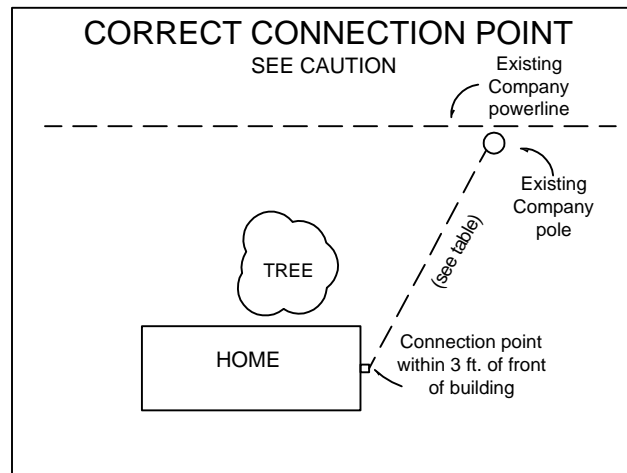
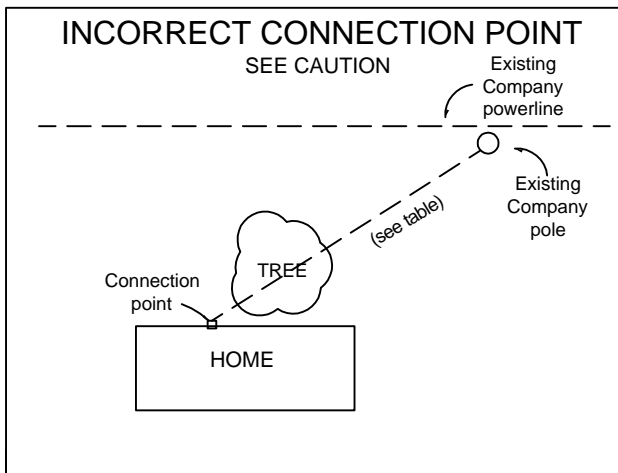


No. SS8.6-6

PLOT 1=1 SH. 1 OF 1



The Company will not install an electrical facility over a pool, shed, or deck.



CAUTION :
Connection points, when such obstructions interfere with an overhead service, may need to be moved or converted to underground (if possible), at the customers expense.

TABLE	
Maximum Recommended Distance	
Amps	Length
100	100'
200	75'
320	40'

Call 48 Hours Before You Dig
1-888-258-0808

In locations with underground facilities, the Customer shall notify One Call and shall have One Call locate all underground facilities before digging. It shall be the responsibility of the Customer to stay clear of all underground facilities.

Notes:

1. NEVER build anything under or over existing electrical lines or facilities. Check with the Company for clearances.
2. **Contact Company for clearances prior to pool construction** (NESC Table 234-2 & NEC 680.6).
3. See Section 11.5 for Meter Location.
4. Connection point shall be pre-approved by the Company.
5. See TABLE for maximum recommended service lengths. Longer lengths than those in the table may require the Company to install an additional pole. This may involve additional cost (typically \$500 or more), to the customer.
6. The Customer is responsible for clearing and maintaining all right of way.

ENTERGY SERVICES, INC.	
Overhead Service Installation Details	
APPROVED BY: JRH	DATE: April 2002
CHECKED BY: LKE	SCALE: None
DRAWN BY: DAT	
No. SS7.2-1	
PLOT 1=1	SH. 1 OF 1

2	3/08	UPDATED: CUSTOMER INSTALLATION STANDARDS TEAM	DAT	
1	2/05	UPDATED: CUSTOMER INSTALLATION STANDARDS TEAM	DAT	
NO.	DATE:	REVISION	BY:	APPR:

