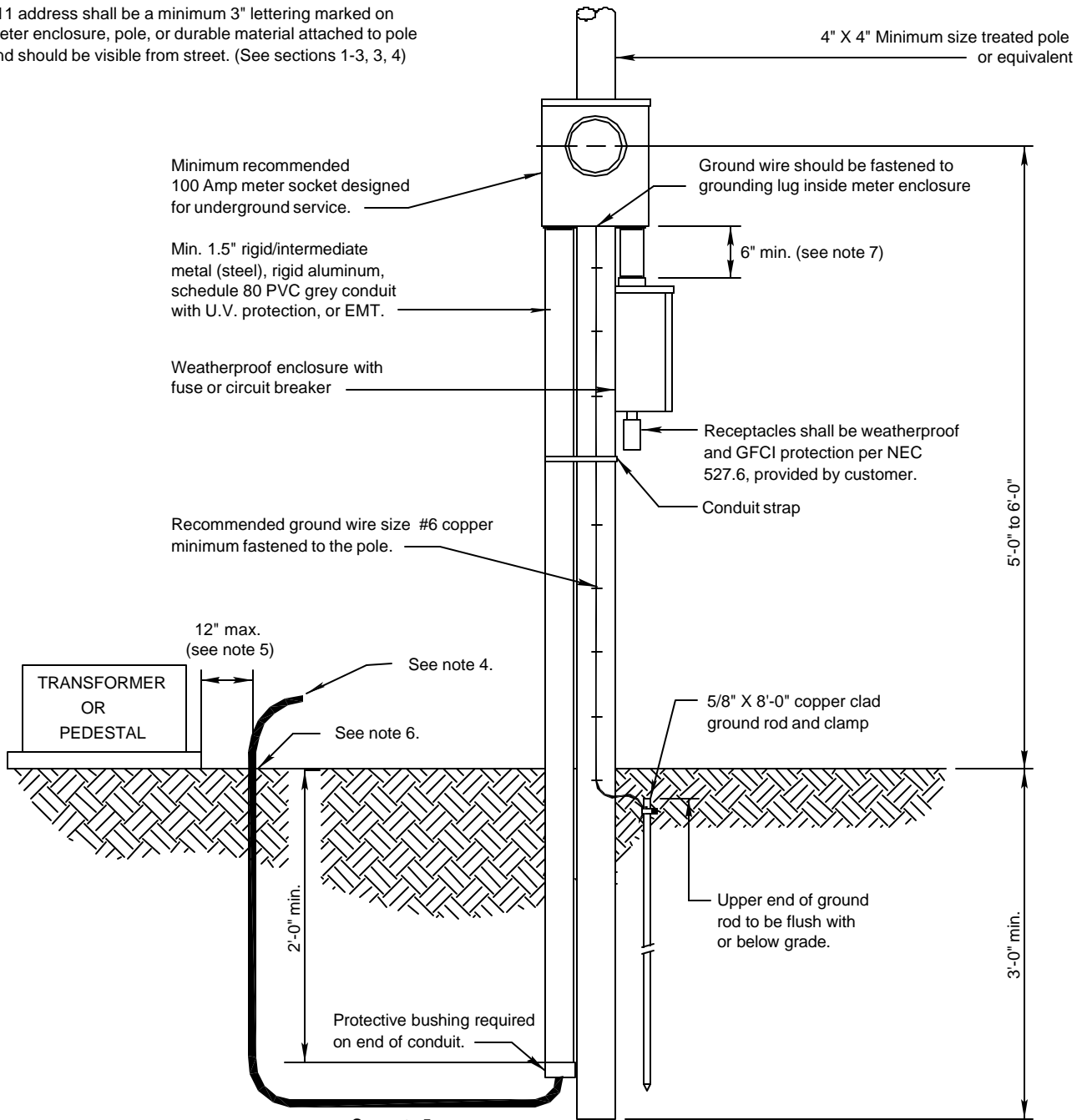


911 address shall be a minimum 3" lettering marked on meter enclosure, pole, or durable material attached to pole and should be visible from street. (See sections 1-3, 3, 4)



**NOTES:**

1. Customer facilities shall comply with Company Standards, the National Electrical Code, and authorities having jurisdiction.
2. Customer provides minimum wire size of #6 copper or #4 aluminum.
3. All conduit connections to be weatherproof.
4. Service wire suitable for direct burial to be furnished, installed and maintained by customer. Customer to tail out enough service wire to reach inside of pedestal or transformer.
5. Customer to trench to within 12" of pedestal or transformer. **Minimum** depth of trench 24".
6. Location of Customer's underground cables shall be visibly marked by customer prior to Company energizing service.
7. If the conduit between the meter socket and the main disconnect is not metal, a bonding ground is required (see section 13.5).
8. When air conditioned or electrically heated construction trailers are to be served, please see drawing SS4.6-3 or consult the Company.

**Call 48 Hours Before You Dig  
1-888-258-0808**

In locations with underground facilities, the Customer shall notify One Call and shall have One Call locate all underground facilities before digging. It shall be the responsibility of the Customer to stay clear of all underground facilities.

ENTERGY SERVICES, INC.	
<b>TEMPORARY SERVICE FROM AN UNDERGROUND SOURCE</b>	
APPROVED BY: JDS	DATE: April 1998
CHECKED BY: LKE	SCALE: None
DRAWN BY: WINK-AJC	
No. SS4.5-2	
PLOT 1=1 SH. 1 OF 1	

4	2/05	UPDATED: CUSTOMER INSTALLATION STANDARDS TEAM	DAT	
3	4/02	UPDATED: CUSTOMER INSTALLATION STANDARDS TEAM	DAT	
2	5/99	UPDATED PER SERVICE STANDARDS TEAM	TKV	
1	6/98	UPDATED PER SOLUTION GROUP RECOMMENDATIONS	MCC	
NO.	DATE:	REVISION	BY:	APPR:

911 address shall be a minimum 3" lettering marked on meter enclosure, pole, or durable material attached to pole and should be visible from street. (See sections 1-3, 3, 4)

Meter socket designed for underground service.

Rigid/intermediate metal (steel), rigid aluminum, EMT, or schedule 80 PVC grey conduit with U.V. protection.

Weatherproof enclosure with fuse or circuit breaker

Ground wire to be fastened to the pole and sized per table below.

Threaded coupling, adapter, or sleeve as appropriate (above ground)

6" max.

2'-6" min.

Protective bushing required on end of conduit unless complete conduit system is used.

36" Radius - Factory Bend (If PVC, sched. 80 required)

For location of pole consult the Company.

Minimum 6" round or 4" x 6" treated pole or equivalent

6" min. (see note 5)

Customer is responsible for wiring to the meter, all conduit, neutrals, grounds, and bonding.

Conduit strap

5/8" X 8'-0" copper clad ground rod and clamp

Upper end of ground rod to be flush with or below grade.

5'-0" to 6'-0"

3'-0" min. pole depth

**NOTES:**

1. Customer facilities shall comply with Company Standards, the National Electrical Code, and authorities having jurisdiction.
2. All conduit connections to be raintight.
3. When installing conduit system, customer shall extend conduit to pole or underground system. Consult the company for details. (See drawings SS8.6-2 and SS8.6-3).
4. Location of underground cables shall be identified prior to digging.
5. If the conduit between the meter socket and the main disconnect is not metal, a bonding ground is required (see section 13.5).

**Minimum Customer Wiring Size - Family Residence Single Phase**

METER SIZE	CONDUIT SIZE	Current carrying & neutral wire size (per NEC)		GROUND WIRE SIZE
		ALUMINIUM	COPPER	
100 Amp	2"	#2	#4	#6 *
200 Amp	2.5" ***	4/0	2/0	#4 **
320 Amp	3"	Consult NEC		

See NEC 310.15(B) (6) - phase conductors: NEC 220.61 - Neutral, and NEC 250.66 - Ground Wire

\* Wire smaller than #6 must be protected from physical damage (see NEC 250.120C)

\*\* For sole connection to rod, plate or pipe type electrode #6 AWG Cu is allowed (see NEC250.66A)

\*\*\* Arkansas locations only allows 2"

NO.	DATE:	REVISION	BY:	APPR:
4	2/05	UPDATED: CUSTOMER INSTALLATION STANDARDS TEAM	DAT	
3	4/02	UPDATED: CUSTOMER INSTALLATION STANDARDS TEAM	DAT	
2	5/99	UPDATED PER SERVICE STANDARDS TEAM	TKV	
1	6/98	UPDATED PER SOLUTION GROUP RECOMMENDATIONS	MCC	

**Call 48 Hours Before You Dig**  
**1-888-258-0808**

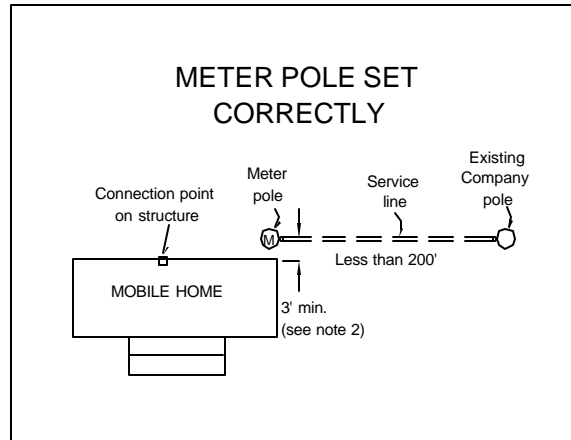
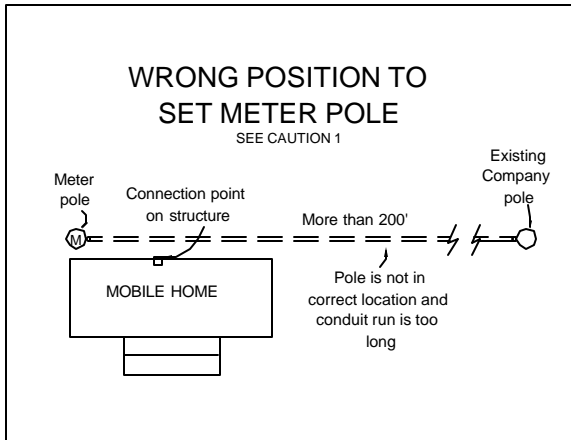
In locations with underground facilities, the Customer shall notify One Call and shall have One Call locate all underground facilities before digging. It shall be the responsibility of the Customer to stay clear of all underground facilities.

**ENTERGY SERVICES, INC.**

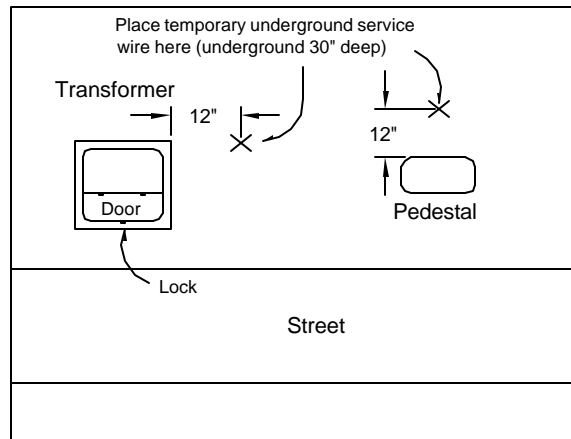
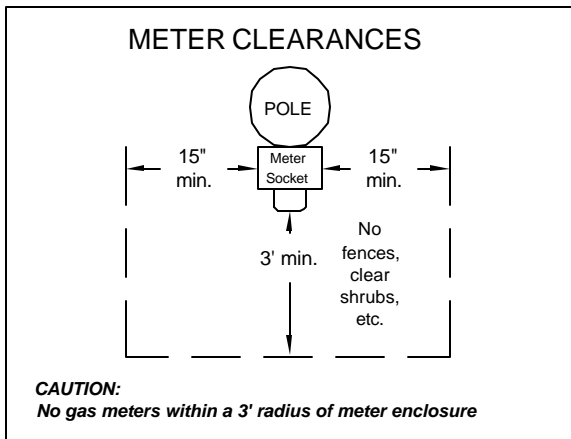
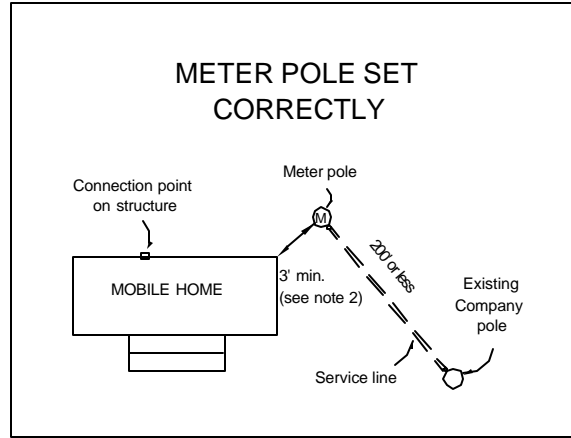
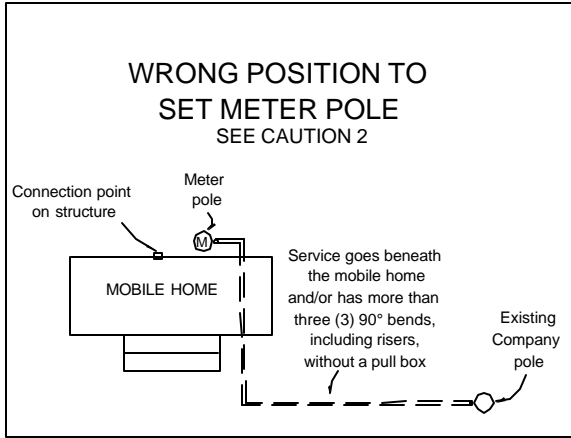
**DETAILS FOR TYPICAL SINGLE PHASE UNDERGROUND SERVICE TO A MOBILE HOME**

APPROVED BY: JDS	DATE: APRIL 1998
CHECKED BY: LKE	SCALE: 3/4"=1'-0"
DRAWN BY: WINK-AJC	
<b>No. SS4.6-3</b>	
PLOT 1=1	SH. 1 OF 1





**CAUTION 1:** Maximum length is 200'. For longer lengths contact the company (see note 3). This may involve additional costs to the customer.



**CAUTION 2:** For a conduit installation having more than three (3) 90° bends, including bends in conduit on meter pole and utility pole, an approved pull box may be required (see note 3). This may involve additional cost to the customer. Company owned or maintained underground service shall not be installed beneath a mobile home or any other structure (see note 4).

**Notes:**

1. Customer facilities shall comply with Company Standards, the National Electrical Code, and authorities having jurisdiction.
2. Meter pole shall be more than 3' from the mobile home (see drawing SS8.6-6 Meter Clearances).
3. It is recommended that the customer contact the company prior to the installation of the conduit system.
4. Company owned or maintained underground service shall **not** be installed beneath a mobile home or any other structure.
5. The customer is responsible for clearing and maintaining all right of way.

**Call 48 Hours Before You Dig**  
**1-888-258-0808**

In locations with underground facilities, the Customer shall notify One Call and shall have One Call locate all underground facilities before digging. It shall be the responsibility of the Customer to stay clear of all underground facilities.

<b>ENTERGY SERVICES, INC.</b>			
<b>Underground Service Details for Single Mobile Home Installation</b>			
APPROVED BY:	JRH	DATE:	March 2002
CHECKED BY:	LKE	SCALE:	None
DRAWN BY:	DAT		
<b>Entergy</b>		<b>No. SS4.6-4</b>	
PLOT	1=1	SH.	1 OF 1

2	3/08	UPDATED: CUSTOMER INSTALLATION STANDARDS TEAM	DAT	
1	2/05	UPDATED: CUSTOMER INSTALLATION STANDARDS TEAM	DAT	
NO.	DATE:	REVISION	BY:	APPR: